

# LIFE INSTRUMENTS®


## RADIOLUCENT ZELPI® RETRACTOR



### RADIOLUCENT ZELPI RETRACTOR

DEPTH	CATALOG #
2"	641-1220-2
3"	641-1230-2
4"	641-1240-2
5"	641-1250-2

- Removable Radiolucent Arms
- Excellent for Intraoperative Imaging
- Trademark spindle locking



### RADIOLUCENT ZELPI RETRACTOR SET

See back for set components.

641-0000-0

**\* NEW PRODUCT ADDITIONS \***



**ZELPI HANDLE**


641-1230-2-H



**ZELPI ADAPTER ATTACHMENT  
(Need two per retractor)**

649-0001-0

**Enables modularity of adding radiolucent blades of various length and width.**



**RADIOLUCENT ZELPI BLADE TRAY**


641-0001-T



**CARBON FIBER PEEK BLADES**

<b>SIZE</b>	<b>20mm width</b>	<b>25mm width</b>
50mm	649-2050-0	649-2550-0
70mm	649-2070-0	649-2570-0
90mm	649-2090-0	649-2590-0
110mm	649-2011-0	649-2511-0

*Additional blade sizes available upon request.*



### RADIOLUCENT ZELPI RETRACTOR SET

641-0000-0

Catalog #	Description	Depth	Quantity
641-1220-2-LA	Left Arm	2"	2
641-1220-2-RA	Right Arm	2"	2
641-1230-2-LA	Left Arm	3"	2
641-1230-2-RA	Right Arm	3"	2
641-1240-2-LA	Left Arm	4"	2
641-1240-2-RA	Right Arm	4"	2
641-1250-2-LA	Left Arm	5"	2
641-1250-2-RA	Right Arm	5"	2
641-0000-T	Tray		1
641-1230-2-H	Handle		2

*Life Instruments' Radiolucent Zelpis are not visible on Xray and provide excellent retraction for Lumbar Spine procedures. They have been particularly helpful during A/P intraoperative imaging, allowing surgeons to see critical anatomy without interference. Avoiding manipulation, removal, and replacement of our retractors has allowed surgeons to experience less radiation exposure and shorter operative times.*

*The Radiolucent Zelpis also provide excellent exposure and retraction in Anterior Hip Approach surgeries.*